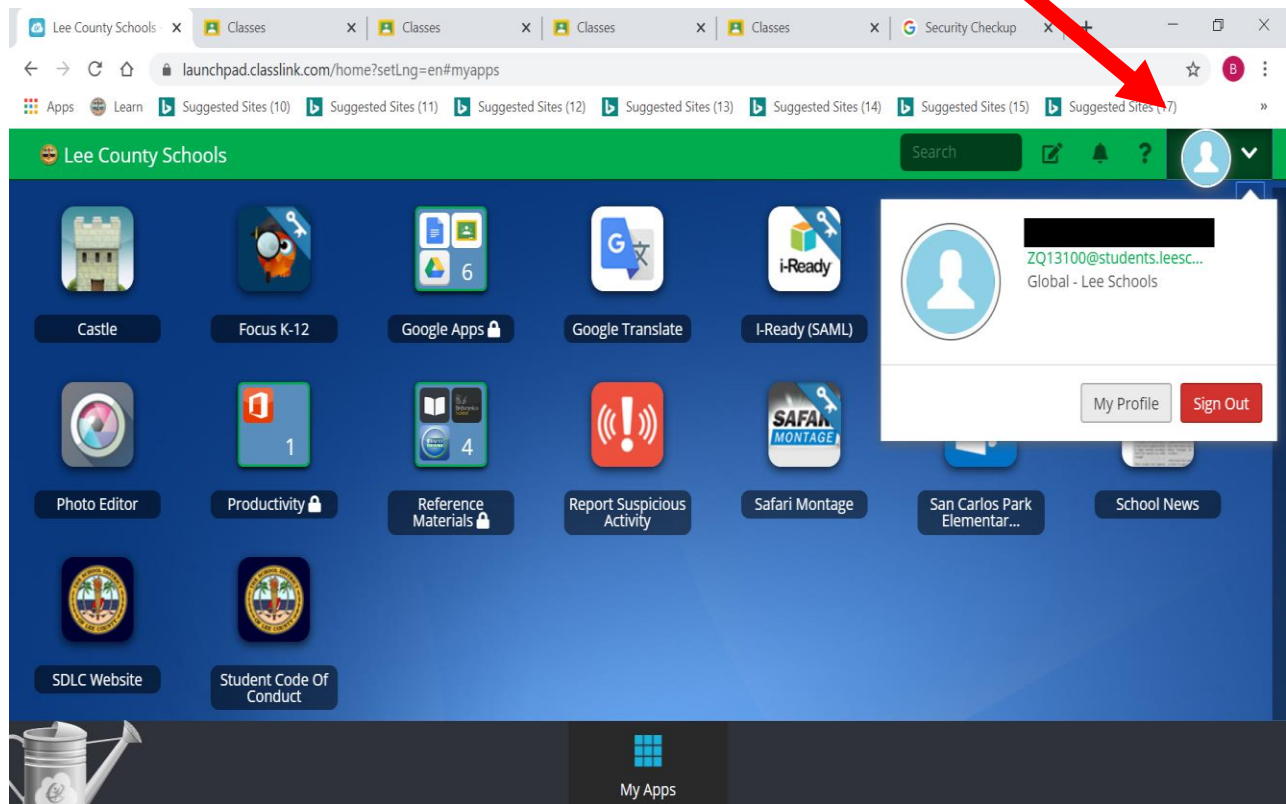


Google Classroom Troubleshooting

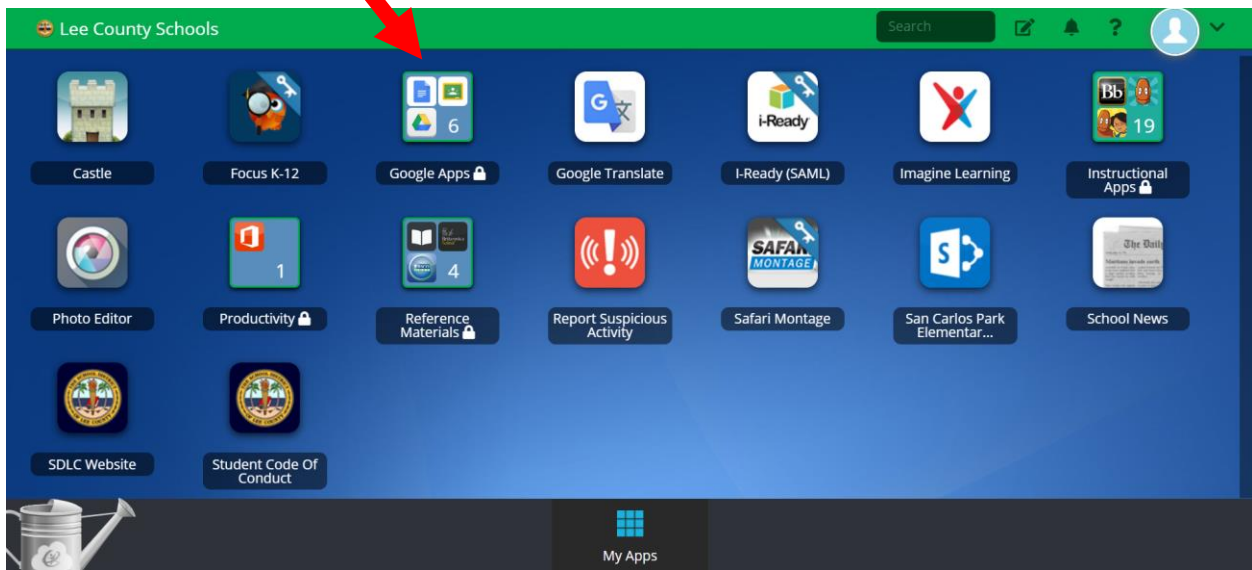
Log into student's Launchpad at launchpad.leeschools.net using the student's username and password.

Follow the screenshots below.

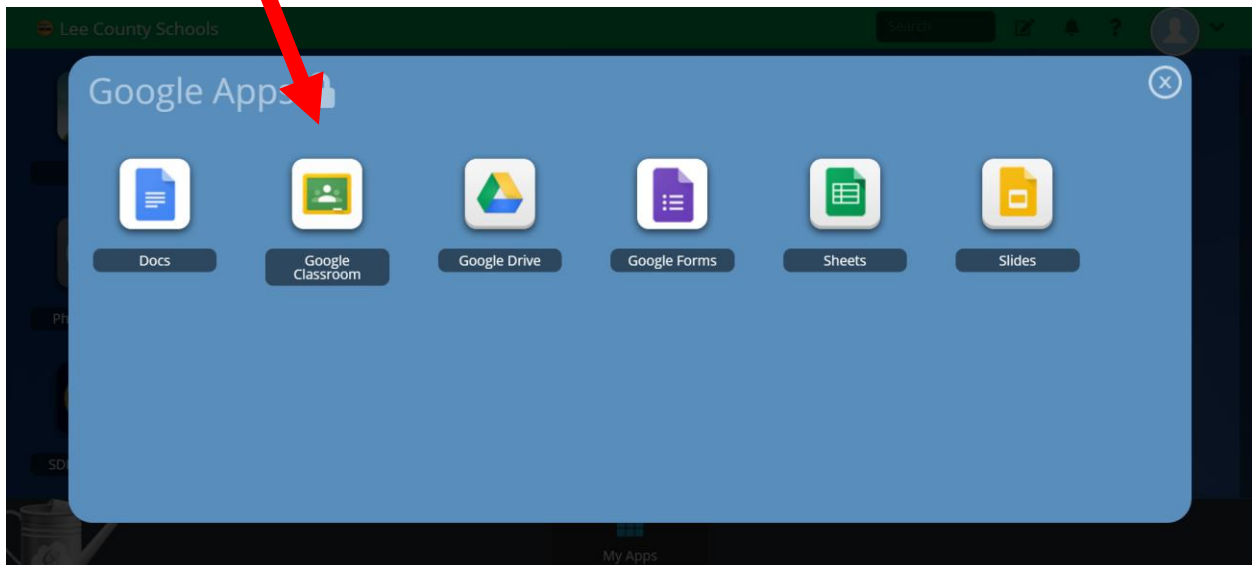
Click here and write down students email address. You will need to use it the next few screenshots. It should end in @leeschools.net



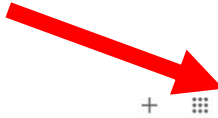
Click Google Apps



Click Google Classroom



Click here to change google accounts



Create or join your first class!




Don't see your existing classes?

[TRY ANOTHER ACCOUNT](#)



Click here to add another account



B

Bethany Quisenberry
bethany@leeschools.net

[Manage your Google Account](#)

B Bethany Quisenberry *Default*
bethany@leeschools.net

[Add another account](#)

[Sign out of all accounts](#)

[Privacy Policy](#) · [Terms of Service](#)

Don't see your existing classes?

[TRY ANOTHER ACCOUNT](#)



Type in your student's email address ending in @students.leeschools.net from the previous page



Google
Sign in
Use your Google Account

Email or phone
[redacted]@students.leeschools.net

Forgot email?

Not your computer? Use Guest mode to sign in privately.
[Learn more](#)

Create account Next

English (United States) Help Privacy Terms

Type in your student's launchpad password



Google
Hi [redacted]

[redacted]@students.leeschools.net

Enter your password
[redacted]

Forgot password? Next

English (United States) Help Privacy Terms

Your student's Google Classrooms should then show in the App.

If your child's Google Classrooms do not appear, please contact

help.parent@leeschools.net