



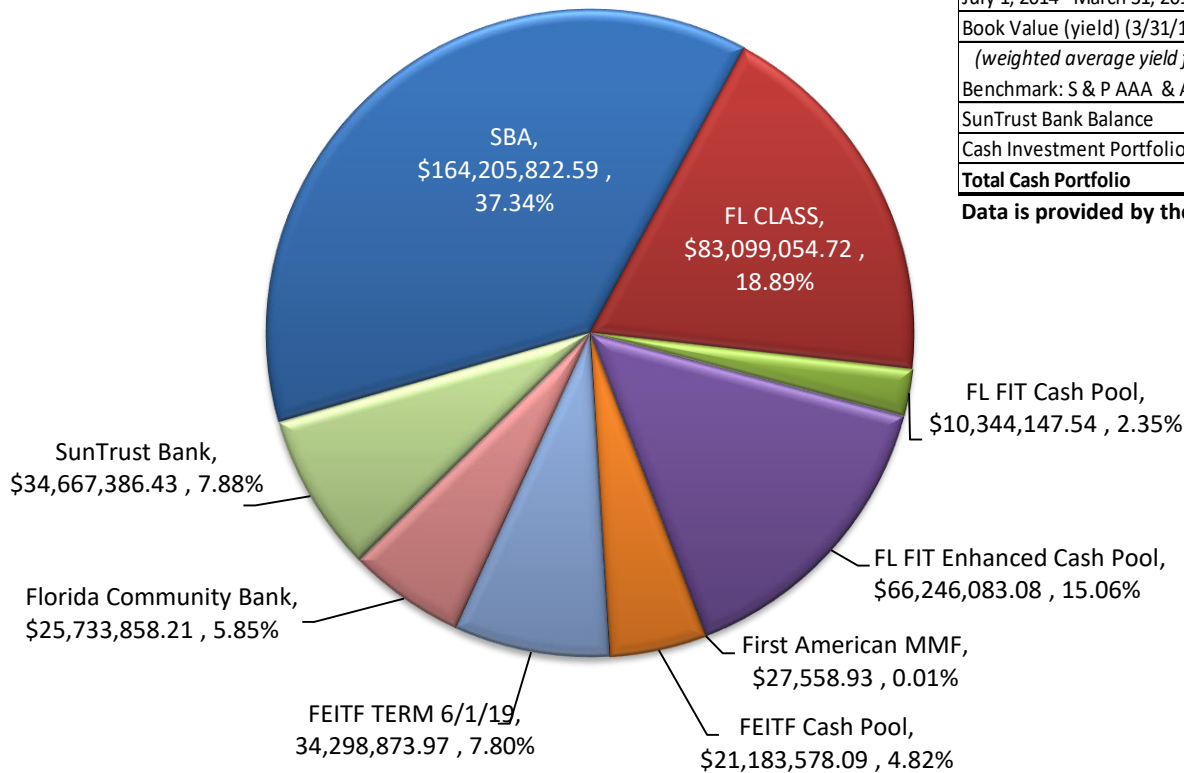
THE SCHOOL DISTRICT OF LEE COUNTY

Quarterly Investment Report March 31, 2019



THE SCHOOL DISTRICT OF LEE COUNTY

Cash Portfolio Sector Allocation (as of 3/31/19)



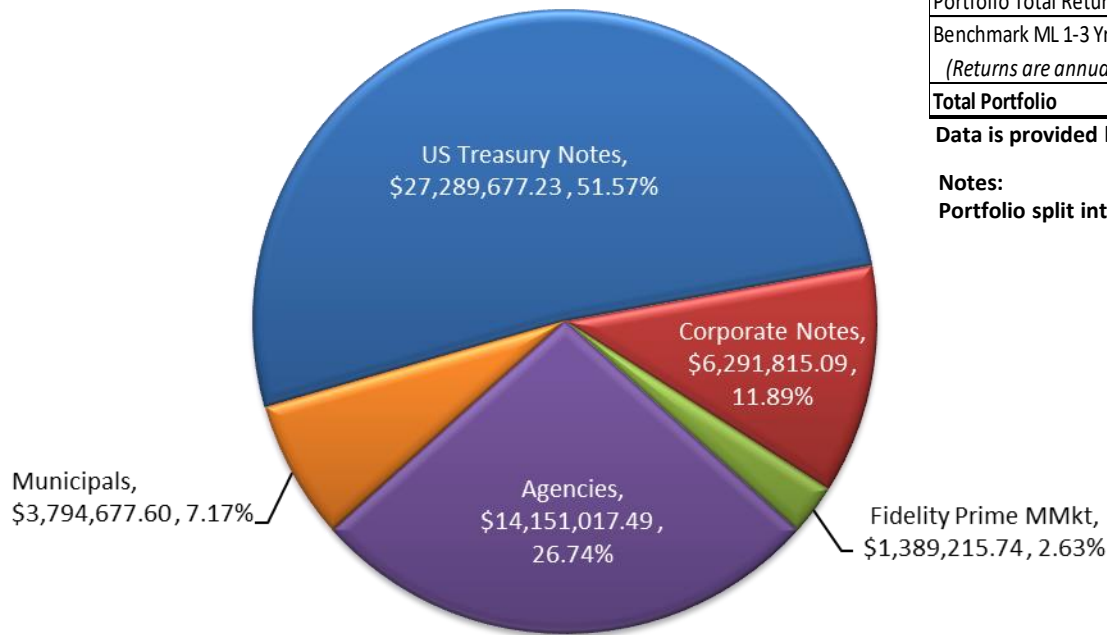
Current Month Earnings	\$ 933,029.79
January 1- March 31, 2019 Earnings	\$ 2,880,529.26
Earnings Year to Date (Calendar)	\$ 2,880,529.26
Earnings Year to Date (Fiscal)	\$ 6,426,450.95
Earnings Year over Year (April 1, 2018 - March 31, 2019)	\$ 8,809,180.89
July 1, 2014 - March 31, 2019 Earnings	\$ 15,924,480.42
Book Value (yield) (3/31/19)	2.51%
<i>(weighted average yield for all cash)</i>	
Benchmark: S & P AAA & AA GIP Govt (30 Day) (LGIP30D)	2.43%
SunTrust Bank Balance	\$ 34,667,386.43
Cash Investment Portfolio	\$ 405,138,977.13
Total Cash Portfolio	\$ 439,806,363.56

Data is provided by the District.



THE SCHOOL DISTRICT OF LEE COUNTY

I-3 Year Portfolio Allocation (as of 3/31/19)



Current Month Earnings	\$ 99,714.35
January 1 - March 31, 2019 Earnings	\$ 289,236.30
Since Inception December 1, 2016	\$ 1,860,524.38
Earnings Year over Year (April 1, 2018 - March 31, 2019)	\$ 903,288.49
Book Value Quarterly Yield, as of March 31, 2019	2.22%
Portfolio Total Return, April 1, 2018 - March 31, 2019	N/A
Benchmark ML 1-3 Yr Treasury (qtr)	N/A
<i>(Returns are annualized gross of fees)</i>	
Total Portfolio	\$ 52,916,403.15

Data is provided by Public Trust Advisors.

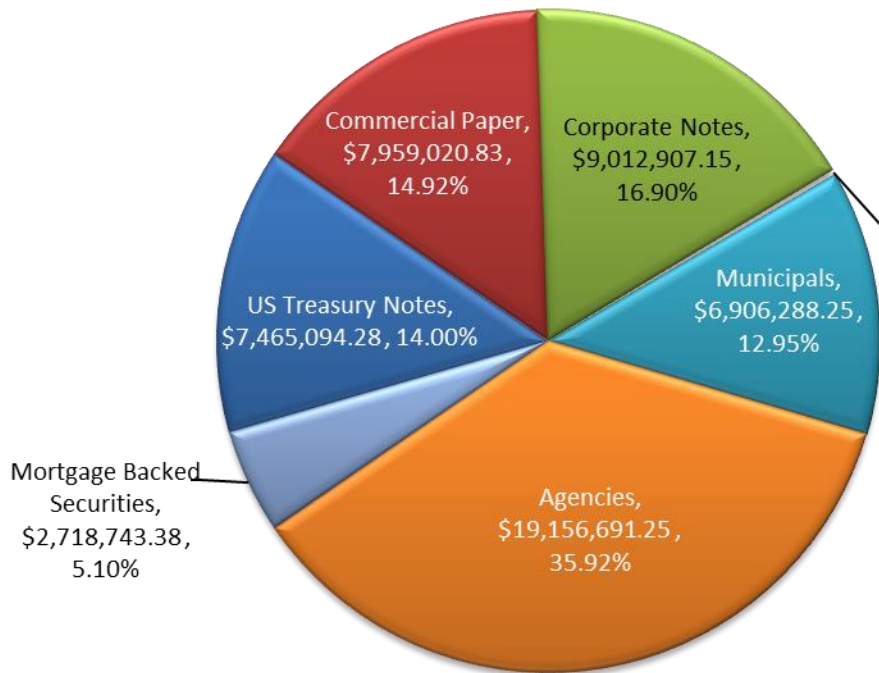
Notes:

Portfolio split into two strategies (1-3 Yr & 1-5 Yr) on 1/1/17



THE SCHOOL DISTRICT OF LEE COUNTY

I-5 Year Portfolio Allocation (as of 3/31/19)



Current Month Earnings	\$ 103,002.19
January 1 - March 31, 2019 Earnings	\$ 300,329.04
Earnings Year over Year (April 1, 2018 - March 31, 2019)	\$ 1,126,644.31
Book Value Quarterly Yield, as of March 31, 2019	2.30%
Portfolio Total Return, January 1, 2019 - March 31, 2019	4.63%
Benchmark ML 1-5 Yr Treasury (qtr)	5.02%
<i>(Returns are annualized gross of fees)</i>	
Total Portfolio (1)	\$ 53,333,799.14

Data is provided by Water Walker Investments.

Notes:

Portfolio split into two strategies (1-3 Yr & 1-5 Yr) on 1/1/17

(1) Total portfolio value includes accrued interest.

Fidelity Prime MMkt,
\$115,054.00, 0.22%