



THE SCHOOL DISTRICT OF LEE COUNTY

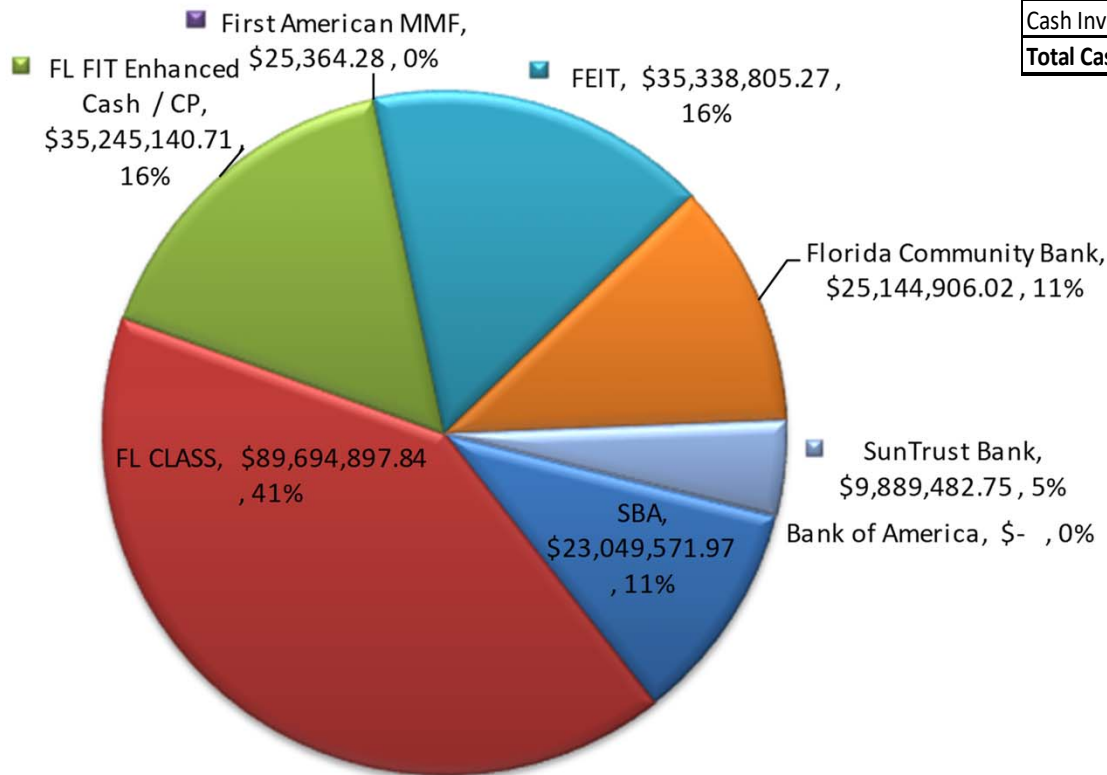
Quarterly Investment Report September 30, 2017



THE SCHOOL DISTRICT OF LEE COUNTY

Cash Portfolio Sector Allocation

(as of 9/30/17)

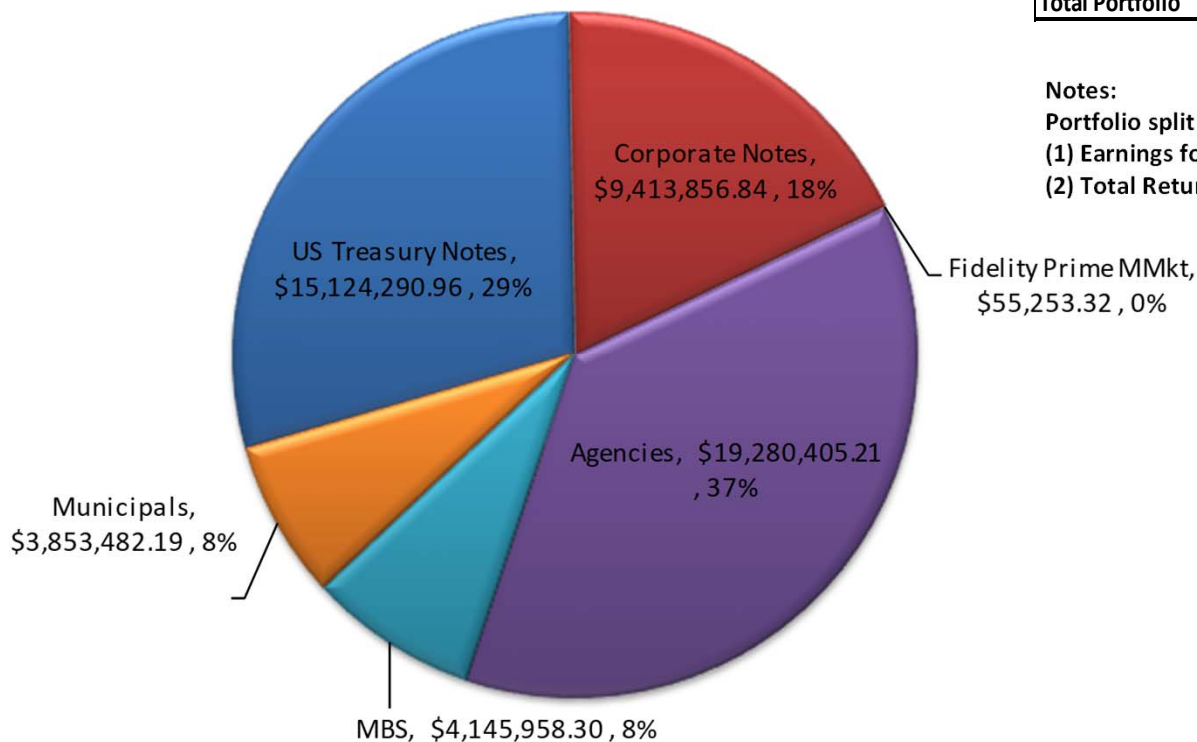


Current Month Earnings	\$ 213,458.58
July 1- September 30, 2017 Earnings	\$ 795,004.23
Earnings Year to Date (Calendar)	\$ 1,874,351.53
Earnings Year over Year (October 1, 2016 - September 30, 2017)	\$ 3,459,260.10
July 1, 2014 - September 30, 2017 Earnings	\$ 6,486,729.27
Book Value (yield) (9/30/17)	1.17%
<i>(weighted average yield for all cash)</i>	
Benchmark: S & P AAA & AA GIP Govt (30 Day) (LGIP30D)	1.04%
SunTrust Bank Balance	\$ 9,889,482.75
Cash Investment Portfolio	\$ 208,498,686.09
Total Cash Portfolio	\$ 218,388,168.84



THE SCHOOL DISTRICT OF LEE COUNTY

I-3 Year Portfolio Allocation (as of 9/30/17)



Current Month Earnings	\$ 59,537.18
July 1 - September 30, 2017 Earnings	\$ 186,446.46
Since Inception December 1, 2016	\$ 546,366.84
Earnings Year over Year (October 1, 2016 - September 30, 2017) (1)	N/A
Book Value Quarterly Yield, as of September 30, 2017	1.61%
Portfolio Total Return, July 1, 2017 - September 30, 2017	1.09%
Benchmark ML 1-3 Yr Treasury (qtr)	0.96%
<i>(Returns are annualized gross of fees)</i>	
Total Portfolio	\$ 51,873,246.82

Notes:

Portfolio split into two strategies (1-3 Yr & 1-5 Yr) on 1/1/17

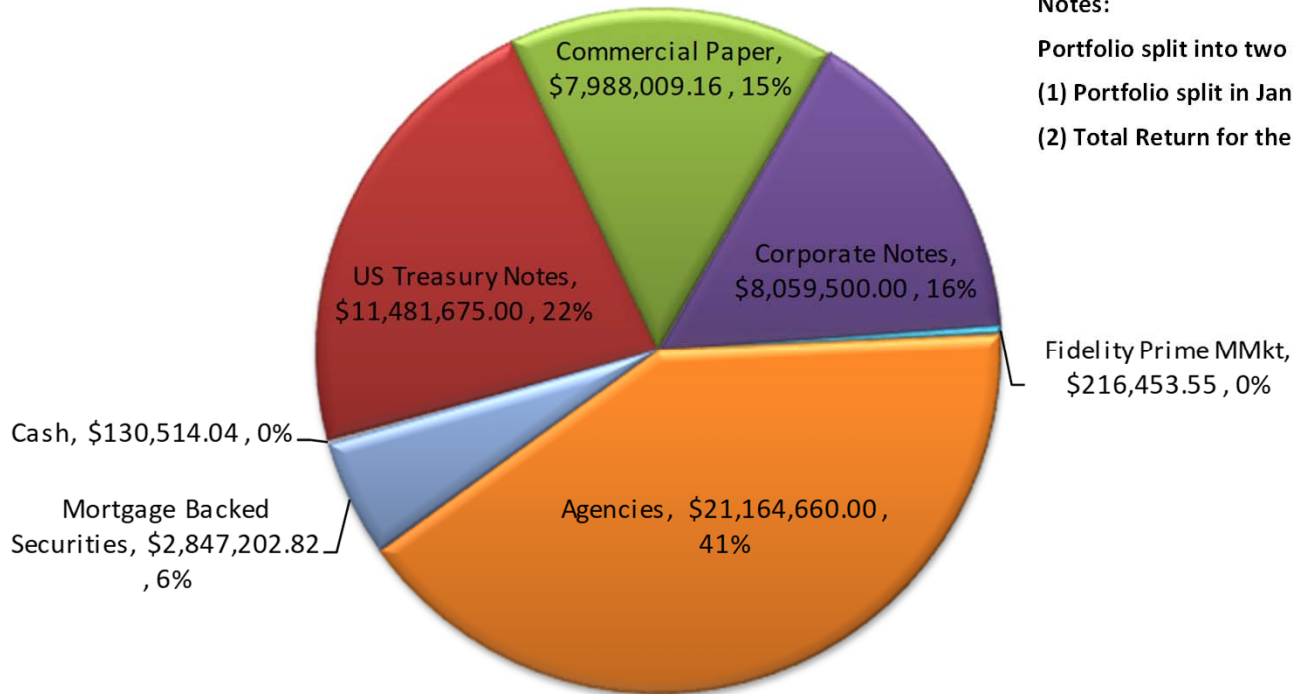
(1) Earnings for the FY for portfolio include all earnings in portfolio prior to split.

(2) Total Return for the last Year is not applicable to this portfolio



THE SCHOOL DISTRICT OF LEE COUNTY

I-5 Year Portfolio Allocation (as of 9/30/17)



Current Month Earnings	\$ 70,202.90
July 1 - September 30, 2017 Earnings	\$ 192,932.94
Earnings Year to Date (Calendar)	\$ 556,287.79
Earnings Year over Year (January 1, 2017 - September 30, 2017) (1)	\$ 556,287.79
Book Value Quarterly Yield, as of September 30, 2017	1.68%
Portfolio Total Return, July 1, 2017 - September 30, 2017	0.73%
Benchmark ML 1-5 Yr Treasury (qtr)	1.15%
<i>(Returns are annualized gross of fees)</i>	
Total Portfolio	\$ 51,888,014.57

Notes:

Portfolio split into two strategies (1-3 Yr & 1-5 Yr) on 1/1/17

(1) Portfolio split in January 2017, reflects earnings since split

(2) Total Return for the last Year is not applicable to this portfolio