



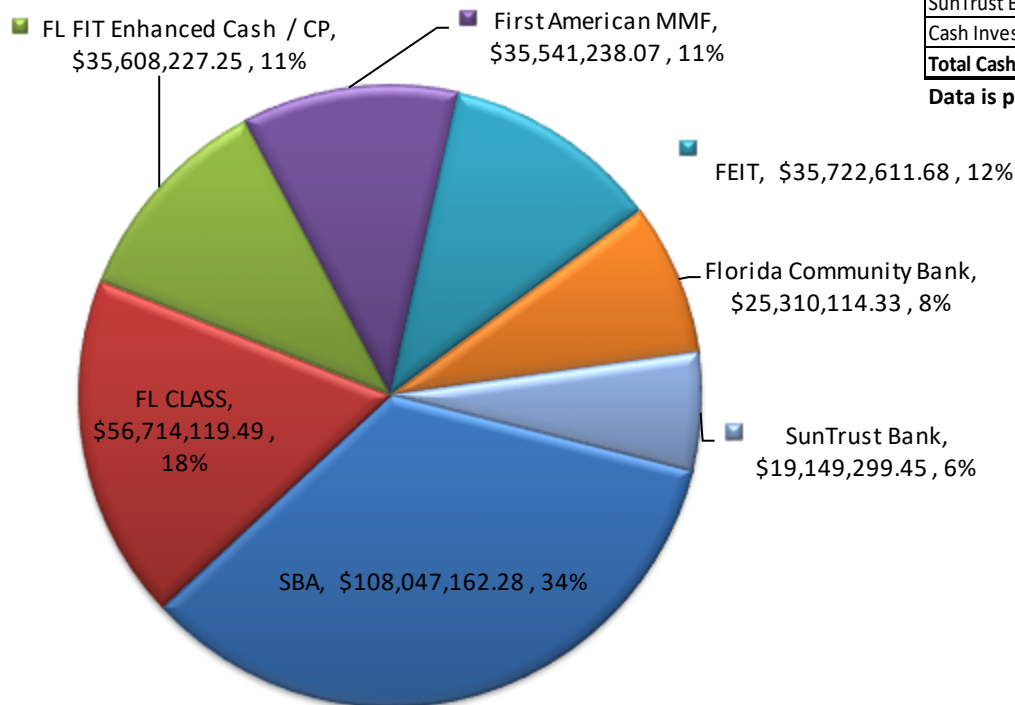
THE SCHOOL DISTRICT OF LEE COUNTY

Quarterly Investment Report June 30, 2018



THE SCHOOL DISTRICT OF LEE COUNTY

Cash Portfolio Sector Allocation (as of 6/30/18)



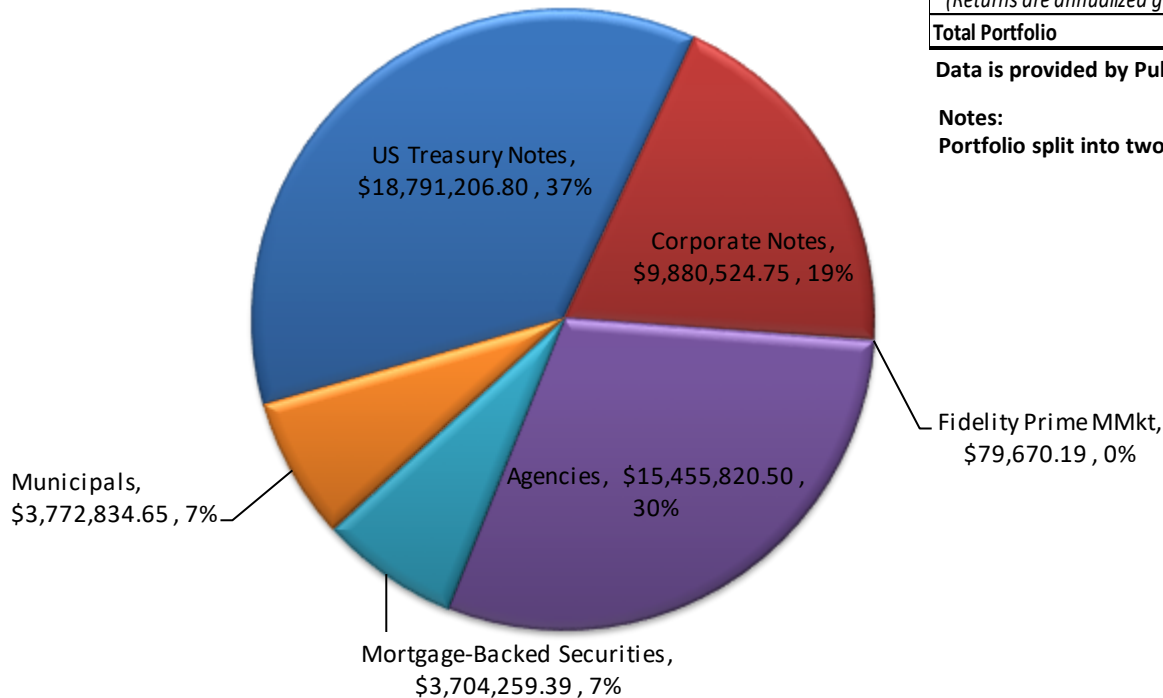
Current Month Earnings	\$ 500,363.35
April 1- June 30, 2018 Earnings	\$ 1,721,972.35
Earnings Year to Date (Calendar)	\$ 3,570,309.26
Earnings Year to Date (Fiscal)	\$ 4,993,883.75
Earnings Year over Year (July 1, 2017 - June 30, 2018)	\$ 4,993,883.75
July 1, 2014 - June 30, 2018 Earnings	\$ 10,685,608.79
Book Value (yield) (6/30/18)	1.72%
<i>(weighted average yield for all cash)</i>	
Benchmark: S & P AAA & AA GIP Govt (30 Day) (LGIP30D)	1.78%
SunTrust Bank Balance	\$ 19,149,299.45
Cash Investment Portfolio	\$ 296,943,473.10
Total Cash Portfolio	\$ 316,092,772.55

Data is provided by the District.



THE SCHOOL DISTRICT OF LEE COUNTY

I-3 Year Portfolio Allocation (as of 6/30/18)



Current Month Earnings	\$ 63,353.86
April 1 - June 30, 2018 Earnings	\$ 190,676.51
Since Inception December 1, 2016	\$ 1,147,912.40
Earnings Year over Year (July 1, 2017 - June 30, 2018)	\$ 789,837.58
Book Value Quarterly Yield, as of June 30, 2018	1.86%
Portfolio Total Return, April 1, 2018 - June 30, 2018	1.36%
Benchmark ML 1-3 Yr Treasury (qtr)	0.90%
<i>(Returns are annualized gross of fees)</i>	
Total Portfolio	\$ 51,684,316.28

Data is provided by Public Trust Advisors.

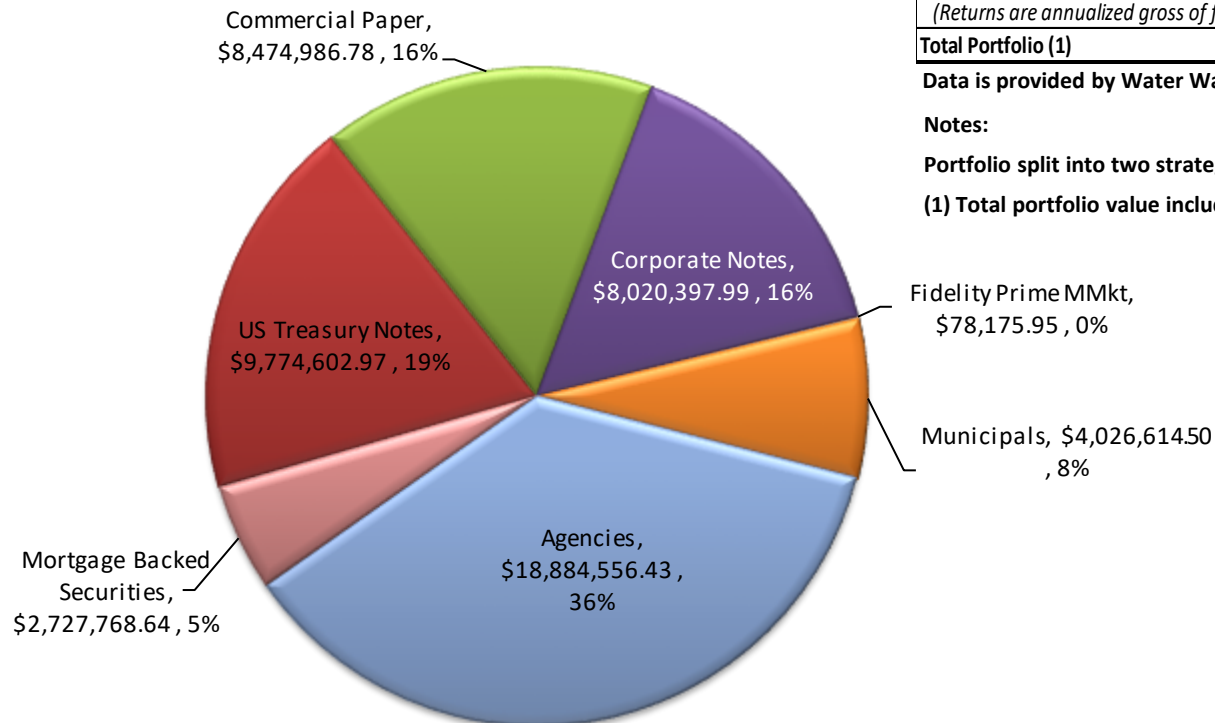
Notes:

Portfolio split into two strategies (1-3 Yr & 1-5 Yr) on 1/1/17



THE SCHOOL DISTRICT OF LEE COUNTY

I-5 Year Portfolio Allocation (as of 6/30/18)



Current Month Earnings	\$ 84,823.37
April 1 - June 30, 2018 Earnings	\$ 255,048.11
Earnings Year to Date (Calendar)	\$ 483,235.09
Earnings Year over Year (July 1, 2017 - June 30, 2018)	\$ 842,972.46
Book Value Quarterly Yield, as of June 30, 2018	2.00%
Portfolio Total Return, April 1, 2018 - June 30, 2018	1.25%
Benchmark ML 1-5 Yr Treasury (qtr)	0.51%
<i>(Returns are annualized gross of fees)</i>	
Total Portfolio (1)	\$ 51,987,103.26

Data is provided by Water Walker Investments.

Notes:

Portfolio split into two strategies (1-3 Yr & 1-5 Yr) on 1/1/17

(1) Total portfolio value includes accrued interest.