



Independent Sales Surtax Oversight Committee Meeting (ISSOC)

September 24, 2020



PERSONAL | PASSIONATE | PROGRESSIVE


Agenda

- ✓ **Meeting Administration**
 - **Welcome and Roll Call**
 - **Board Liaison Introduction**
 - **Parliamentary Procedures**
 - **Approval of Prior Meeting Minutes**
 - **Public Comment**
- ✓ **Finalized Capital and Sales Tax Plan**
- ✓ **Review of Sales Tax Funded Projects**
- ✓ **Revenue Collections and Projections**
- ✓ **Financial Report Review**
- ✓ **Motions and Votes**
- ✓ **Member Comments**

Meeting Administration

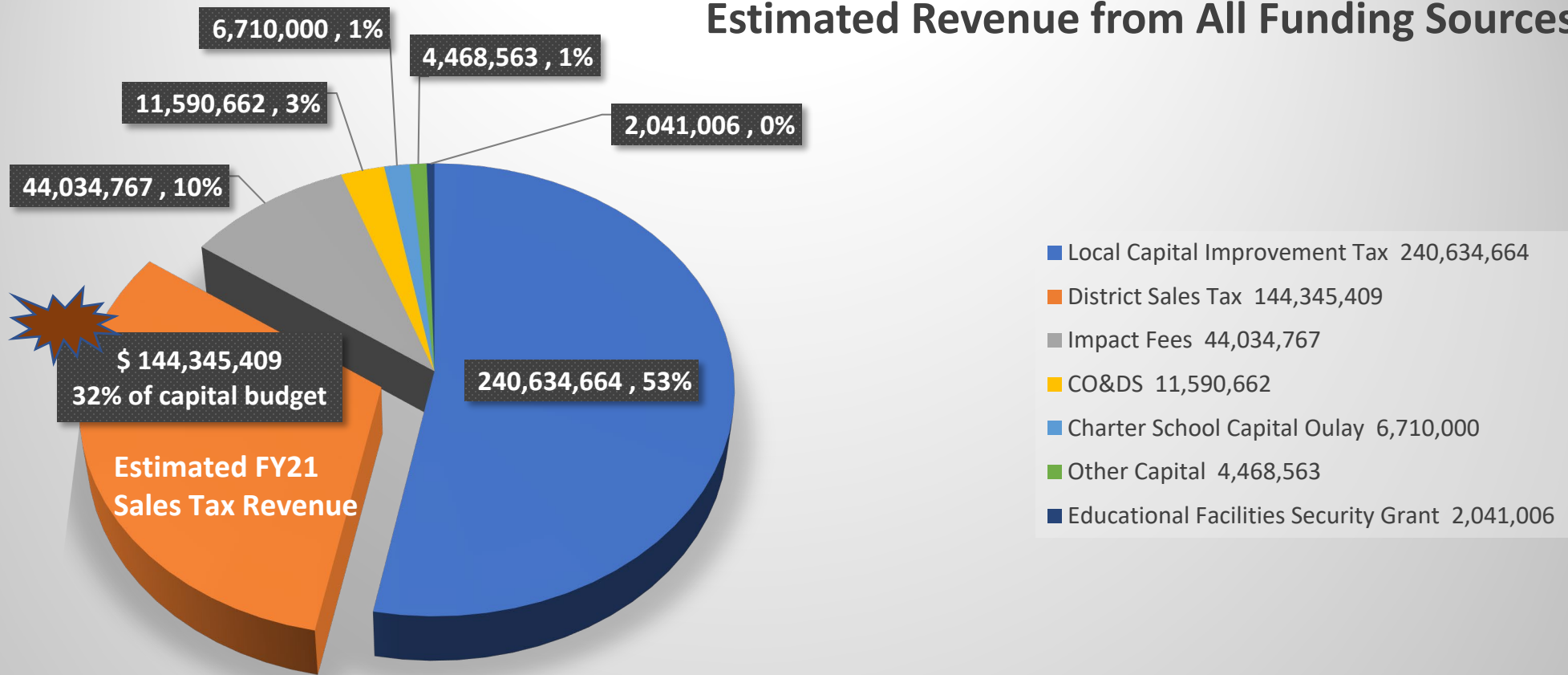
- ✓ **Welcome and Roll Call**
- ✓ **Board Liaison Introduction**
- ✓ **Parliamentary Procedures**
- ✓ **Approval of Prior Meeting Minutes**
- ✓ **Public Comment**






FY21 Capital Budget - \$453.8M

Estimated Revenue from All Funding Sources

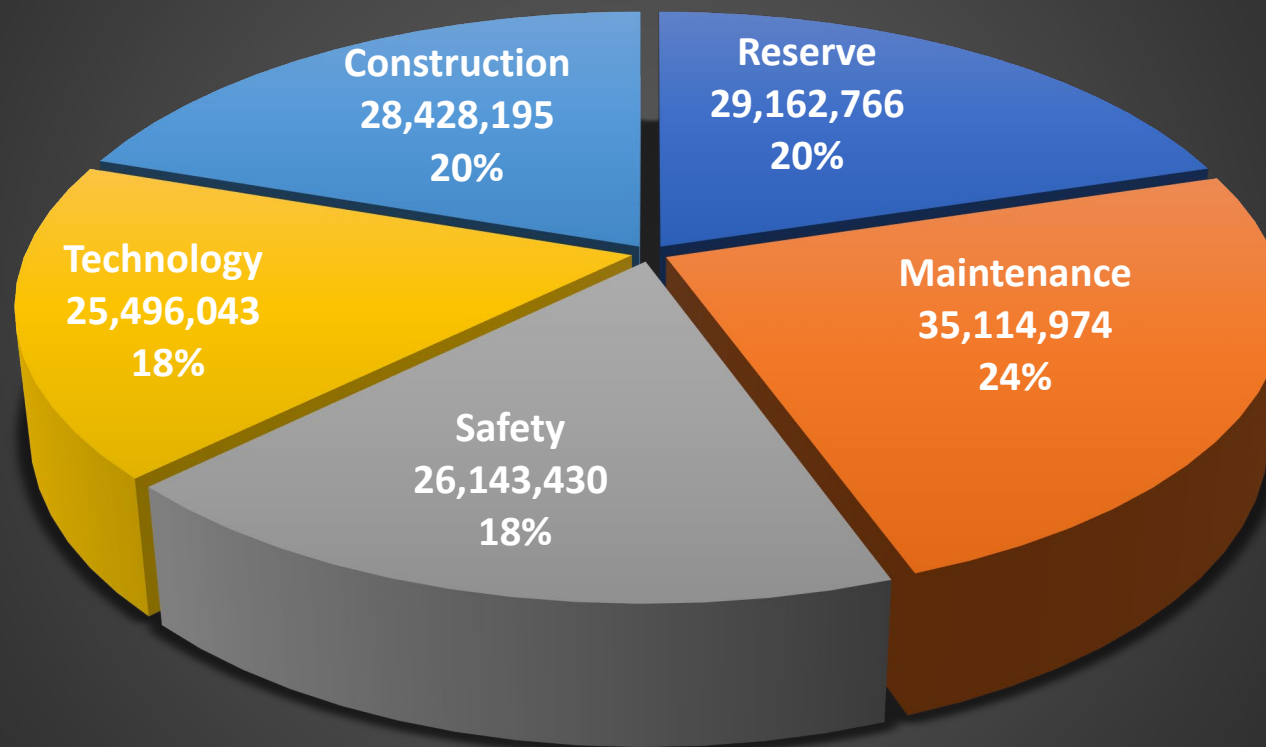


ISSOC focus - sales tax revenue & projects



FY21 Estimated Sales Tax Budget - \$144,345,409

by Sales Tax Category - September 2020



Construction includes debt service for new schools

Sales Tax Projects – Status Update

Categories of Projects



New schools and major renovations



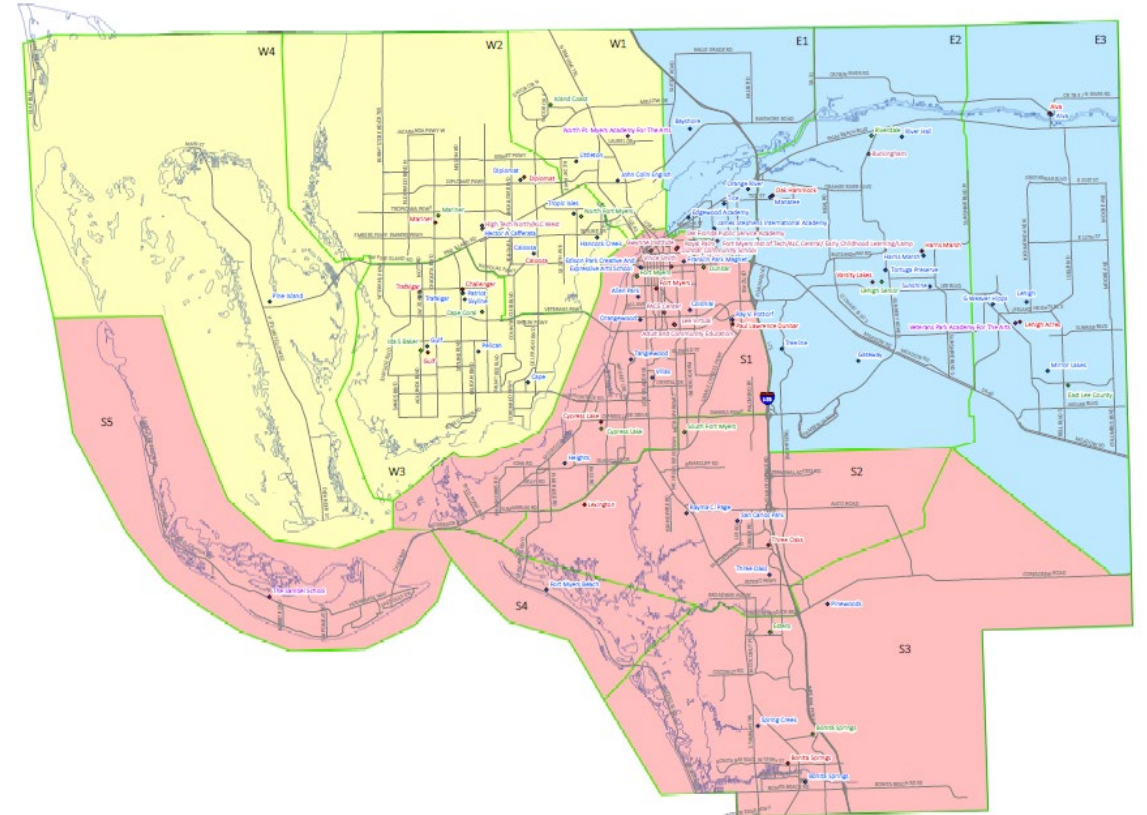
Major projects > \$1M



Other projects

New Schools & Major Renovations

- ✓ **Gateway High School (MMM)**
 - New school in the East Zone
- ✓ **MM Middle School**
 - New school in the East Zone



Gateway High School – Project Update

- ✓ **Scheduled to open August 2021**
 - Adds 2139 student stations
- ✓ **Total project cost: \$98,193,950**
 - Guaranteed Maximum Price
 - Phase 1 Design - completed on time within budget
 - Phase 2 Construction - in progress
- ✓ **FY21 Sales Tax Funds**
 - Debt service \$12,039,939
 - Payments occur twice annually





MILESTONE DATES

- ◆ August 24, 2020 – Transformer/Switch Gear Electrical Inspection.
- ◆ August 27, 2020 – FP&L Electrical Connection Complete.
- ◆ August 31, 2020 – HVAC System up and running.
- ◆ September 28, 2020 – Site-walk review for Safety Dept., South Trail Fire Dept., Maintenance Dept. Plumbing, HVAC & Electrical.
- ◆ November 2020 – Suffolk Construction Trailers moved off site.

Building "A" Administration/Educational


- Eddy-Current testing of the chillers completed September 5th
- Air conditioning complete September 14th
- Flushing chilled water lines and cooling towers complete

Building "B" Cafeteria/Gym

- HVAC duct installation on going
- Air Handling Unit (AHU) installation is complete
- Kitchen equipment will arrive the week of September 21st

Building "C" Theater/Music/Art

- HVAC duct installation on going
- Air Handling Unit (AHU) installation is complete
- Catwalk stairs arrived on site September 2nd



MM Middle School – Project Update



- ✓ **Scheduled to open August 2021**
 - Adds 1345 student stations
- ✓ **Total project cost: \$54,244,892**
 - Phase 1 – Design – completed on time and within budget
 - Phase 2 initiated Spring 2020
- ✓ **FY21 Sales Tax Funding**
 - Phase 1 Cost - \$3,842,495
 - FY21 Sales Tax Budget - \$7,391,131



Opens August 2021

- All precast tilt panels are up
- Installation of steel beams, columns to support floors, ceilings and exterior walls in progress
- Existing water lines are being flushed
- Work is ongoing

Roofing Projects >\$1M – Status Update

Status	Sales Tax Funded Projects	Total Project Cost	Expenditure to date	Original Start/ End dates	Adjustments (if any)	Notes
	Cypress Lake High	\$4,963,419	\$152,212	7/2019 - 6/2020	7/2020 - 6/2021	Bids received. Board approved cost. Contracts fully executed. Notice to Proceed will soon be issued. Expenses span FY20 & FY21.
	G Weaver Hipps	\$1,200,000	\$1,078,711	7/2019 - 6/2020	7/2019 - 8/2020	To be completed over summer, under budget. Expenses span FY20 & FY21.
	North Fort Myers High	\$4,423,835	\$164,438	7/2019 - 6/2020	7/2020 - 6/2021	Purchase Order issued. Contractor mobilized. Currently re-roofing area above the cafeteria. Expenses span FY20 & FY21.

HVAC Projects >\$1M – Status Update

Status	Sales Tax Funded Projects	Total Project Cost	Expenditure to date	Original Start/ End dates	Adjustments (if any)	Notes
	Cape Coral Elementary	\$3,200,387	\$144,160	7/2019 - 6/2020	12/2019 - 6/2021	Mechanical drawings complete. Building Official and Construction Manager contracts executed. Guaranteed Maximum Price being finalized. Expenditure to date in FY21.
	Fort Myers High	\$7,307,695	\$135,129	7/2019 - 6/2020	12/2019 - 6/2021	Contracts executed. Mechanical crews started evening work. Cooling Towers new pipe being installed. Expenses span FY 20 & FY21.
	Ida S. Baker High	\$3,116,023	\$1,676,752	7/2019 - 6/2021		In Phase 3 of 3 (multi-year project). All 4 schools are now connected to the Central Energy Plant and reached set point within 1 hour of system engaging. Chiller #3 arrived and will be connected in October. Expenses span FY20 & FY21.

Other Construction Projects >\$1M – Status Update

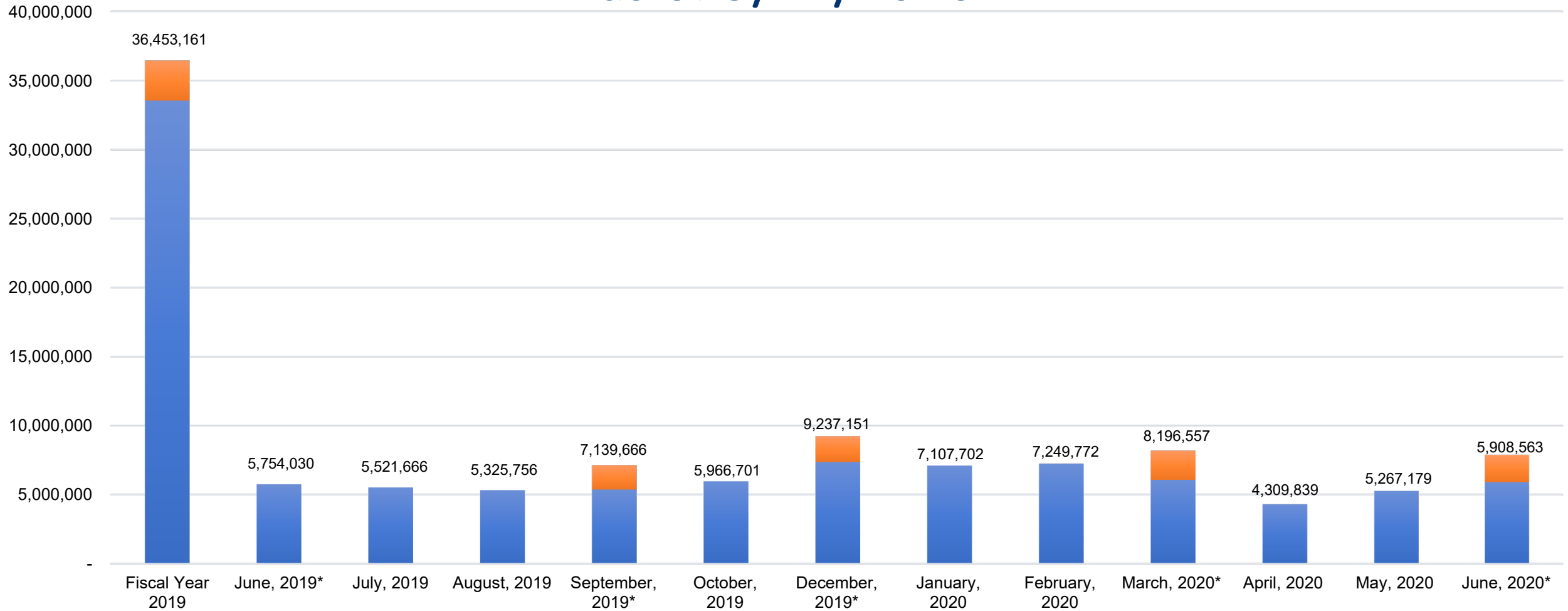
Status	Sales Tax Funded Projects	Total Project Cost	Expenditure to date	Original Start/ End dates	Adjustments (if any)	Notes
	Fort Myers Technical College Remodel	\$3,000,000	\$0	7/2020 - 6/2023		Total cost anticipated to be \$10 million spread through FY23. FY21 budget includes planning and design.
	James Stephens PreK Remodel	\$2,000,000	\$424,068	7/2020- 6/2021		Started in FY20. Not reported as budget was <\$1M. Expenses span FY20 & FY21.
	Riverdale High Remodel	\$3,200,000	\$0	7/2020 - 6/2024		Total cost anticipated to be \$40M over multiple years. Cost to be shared between sales tax and capital millage. 1 st year funding is sales tax

Other Significant Projects

(as of September 11, 2020)

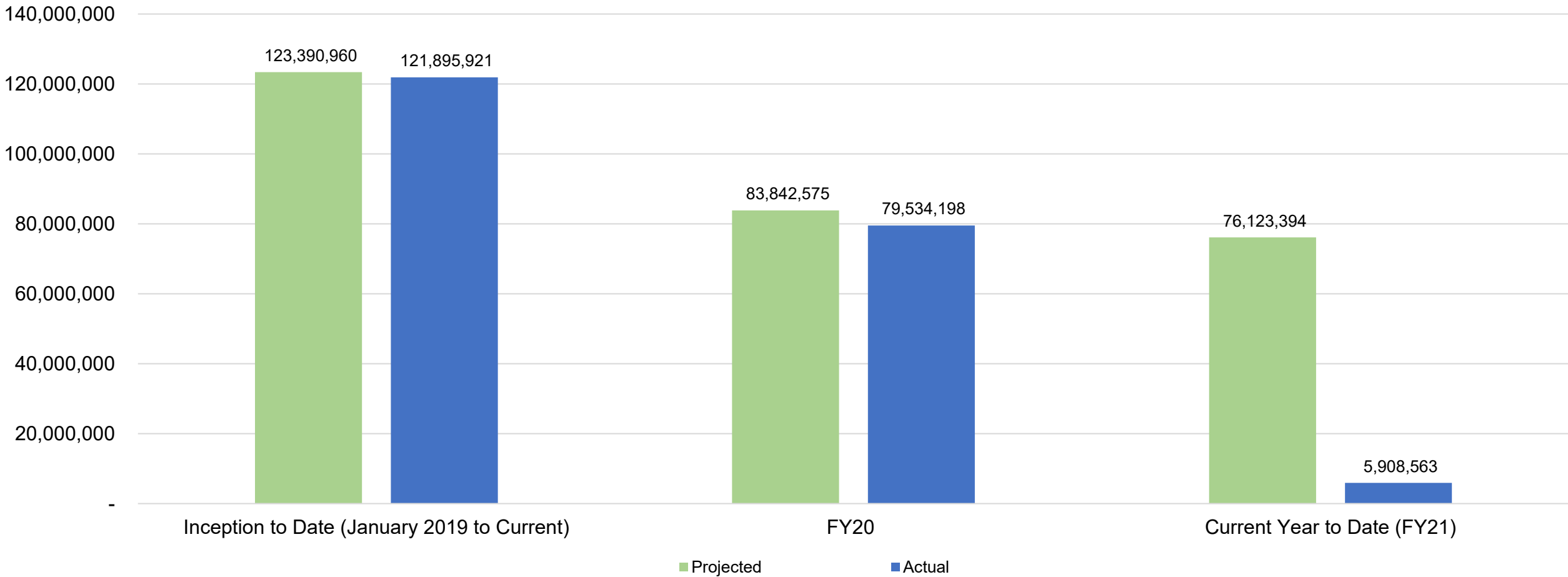
- ✓ **Safety Improvements \$26,143,430**
- ✓ **Technology \$25,496,043**
 - ✓ **School Technology Retrofit/Refresh**
- ✓ **Maintenance \$9,096,436**
 - ✓ **Cabinet replacement projects**
 - ✓ **Electrical and lighting upgrades**
 - ✓ **Elevator Repair/Replacement**

Monthly Sales Tax Revenue by Month Earned as of 9/11/2020



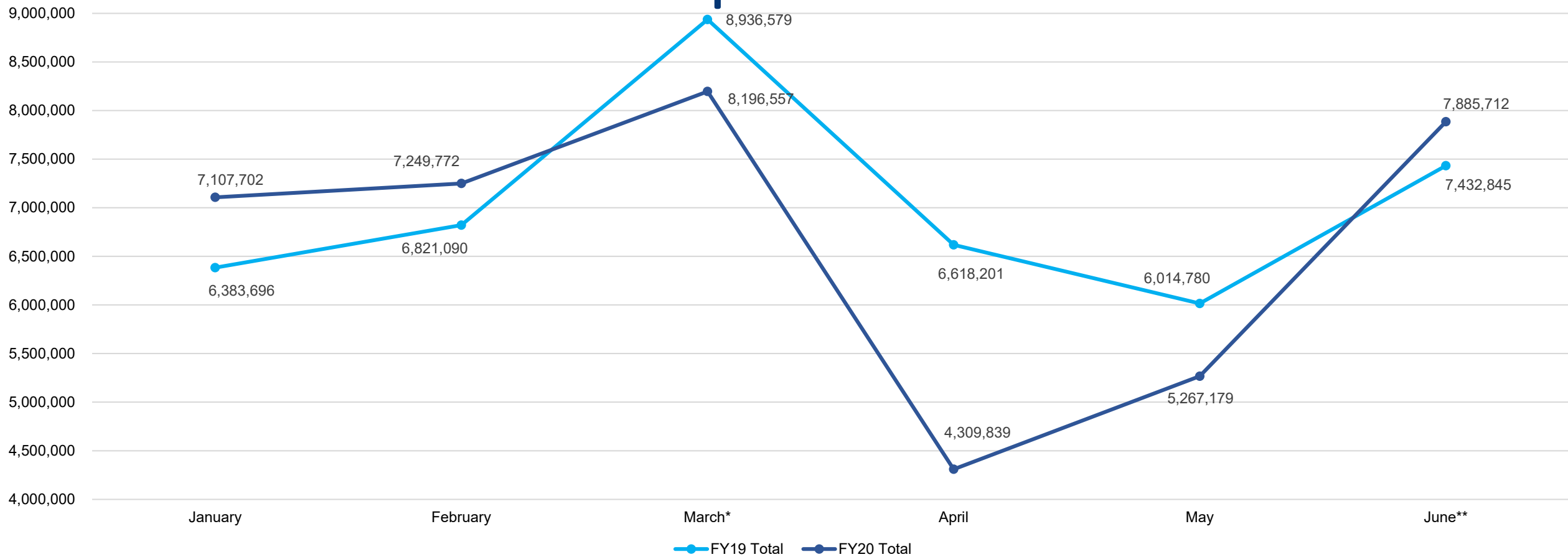
*Includes Quarterly Adjustment

Revenue – Projections vs. Actual Collections as of 9/11/2020



FY20 Projected is original projection. The revised projection due to COVID-19 was \$75,075,324; actual collections exceeded revised projection.

Sales Tax Revenue – Year over Year by Month Comparison



*Includes Quarterly Adjustment

**June represents quarterly discretionary and monthly collection that is recorded in two separate fiscal years. For example, revenue earned in June 2020 includes \$1,977,150 quarterly discretionary recorded in FY20 and \$5,908,563 monthly distribution in FY21. For illustration purposes, June is not separated by fiscal year.

Updated Projections for FY21 – FY25

Fiscal Year	Original 05-2020	Revised 09-2020	Difference
FY21	57,807,610	76,123,394	18,315,784
FY22	59,378,159	79,929,564	20,551,405
FY23	62,820,400	83,926,042	21,105,642
FY24	67,080,998	88,122,344	21,041,346
FY25	73,520,806	92,528,461	19,007,655
Five Year Total	320,607,973	420,629,806	100,021,833

- Original projections were very conservative given the many unknowns with COVID-19.
- Projections were revised in early September to better align with state of economy and state-wide reports released by the Florida Department of Economic & Demographic Research (EDR).
- FY21 projection is \$3.4 million (or 4%) less than revenue received in FY20.
- Continue to wait for release of *Local Government Financial Information Handbook* from Florida EDR for their estimation of School Capital Outlay Surtax.
- Also continue to monitor local economic indicators through valuable reports produced by the FGCU's Regional Economic Research Institute.

Discussion

Proposed Motions & Votes

- ✓ **Related to Financials**
- ✓ **Related to Projects**