



Focus se yon pwogram lojisyèl ki nouvo ke konte Lee aplike nan tout distri a pou rezon orè, prezans ak nòt ki pou rapote. Pwogram sa ki rele *Focus Parent Portal* ofri paran yon opòtinite pou gade klas, plasman epi yo ka wè enfòmasyon sou prezans pitit yo epi gade mwayèn aktyèl tout moun nan tout klas yo. . Pou pwoteksyon enfòmasyon konfidansyèl pitit ou, nou te kreye yon kont ki gin sekirite pou paran / gadyen ka anrejistre pou li ka resevwa yon Focus Parent Portal sou entènèt.

POU ENSKRI POU YON KONT FOCUS PARAN PORTAL, W AP BEZWEN:

- **Adrès Imèl ou** - Postal imel ke ou utilize pou kreye Kont Focus Parent Portal sa ta dwe menm ak sa ki nan dosye lekòl pitit ou a. Si ou pa gen yon kont imel, ou kapab kreye yon gratis nan www.gmail.com. Pa blie mete ajou nouvo / adrès imel ou epi bay lekòl pitit ou enfòmasyon sa pou yo ka mete ajou enfòmasyon kontak ijans nan dosye-li nan sistèm ofisyèl distri a.
- **ID elèv pitit ou a**
- **Dat nesans pitit ou**

Metè kanpe yon kont paran

(Google Chrome se navigatè ke nou pi pito)

1. Ou ka gen aksè ekran enskripsyon Focus Parent Portal yo sou <http://focus.leeschools.net>
2. Klike sou lyen anba ki di ATANSYON PARAN oswa ATTENTION PARENTS **“Klike la pou kreye Kont Paran Portal ki rele “Focus Parent Portal Account”** pou ka louvre ekran enskripsyon pou *Focus Parent Portal*.

Username

Password

[Parents: Forgot Password?](#)

Log In

ATTENTION STUDENTS

To access the Focus Student Portal:


1. Enter your District Email Address in the USERNAME field (e.g., SJ12345@students.leeschools.net).
2. Press TAB to be transferred to the District's Single Sign-On page.
3. Enter your District Network ID (e.g., SJ12345) and password on the District's Single Sign-On page.
4. Click SIGN-IN.

ATTENTION PARENTS

[Click here to create a Focus Parent Portal Account](#)
[Click here to add a child to an existing Focus Parent Portal account](#)
[Click here if you forgot your Focus Parent Portal password](#)



Pou kreye yon kont *Focus Parent Portal*, paran / gadyen gen de opsyon ki disponib, tou de eksplike sou ekran enskripsyon (ki montre anba).



Welcome to the School District of Lee County Focus Parent Portal registration screen. This portal provides parents/guardians a real-time view of their child's grades and assignments. For the protection of your child's confidential information, we have created the following secure procedures for parents/guardians to register for a Focus Parent Portal account online.

TO REGISTER FOR A FOCUS PARENT PORTAL ACCOUNT, YOU WILL NEED:

Your Email address - The email address used to create your Focus Portal Account should be the one you have on file at your child's school. If you do not have an email account, you can create one for free at www.gmail.com. Be sure to provide your new/updated email address to your child's school so they can update your emergency contact information in the district's official system of record.

Your child's Student ID

Your child's Date of Birth

To create a Focus Parent Portal Account, parents/guardians have two options to register online:

OPTION 1: ONLINE REGISTRATION & AUTOMATIC ACTIVATION:

If you can provide your current email address on file with the district, your child's Student ID, Date of Birth, and the last 4-digits of your child's Social Security Number (if their SSN is on file with the district), you can register and activate your Focus Parent Portal account online by clicking the CREATE MY ACCOUNT link below. Providing this information during the registration process will allow the system to automatically verify your Focus Parent Portal account and give you with immediate access to your student's information.

OPTION 2: ONLINE REGISTRATION AT HOME & SCHOOL ACTIVATION

If you can provide your current email address on file with the district, your child's Student ID and Date of Birth, but do not know (or do not want to provide) the last 4-digits of your child's Social Security Number (or their SSN is not on file with the district), you can register for a Focus Parent Portal account online by clicking the CREATE MY ACCOUNT link below; however you will not have immediate access to your student's information. Instead, once you've registered, your child's school will verify your request and activate your account within 1-2 business days. At that time, you will be provided access to your child's confidential information via the Focus Parent Portal.

DO YOU HAVE MORE THAN ONE STUDENT IN THE DISTRICT?

Regardless of the number of students enrolled in the District, you only need to create one Focus Parent Portal account. If you have multiple children in the District, you can add additional students to your existing account by clicking the ADD A CHILD link below. Your child's school will verify your request and activate your account within 1-2 business days. At that time, you will be provided access to your child's confidential information via the Focus Parent Portal.

QUESTIONS?

If you need assistance with your Focus Parent Portal account, please contact or visit your child's school.

[CREATE ACCOUNT](#)

[I have an Account Registered on the Parent Portal but would like to ADD A CHILD](#)

[I have Forgotten My Password and would like to generate a new one](#)

OPSYON 1: ENSKRIPSYON SOU ENTÈNÈ AK DEKLANCHMAN OTOMATIK

Si ou ka bay adrès imel ou bay distri a, idantifikasyon pitit ou, dat nesans ou, **AK** Nimewo Sekirite Sosyal pitit ou (SSN) sou dosye distri a (epi ou vle mete dènye 4-chif nan SSN yo), ou p kapab **enskri** ak **aktive** kont *Focus Parent Portal* la pa klike kreye kont mwen oswa CREATE MY ACCOUNT anba ekran enskripsyon an. Le ou bay enfòmasyon sa pandan pwosesis anrejistreman an sa pral pèmèt sistèm la otomatikman verifiye kont *Focus Parent Portal* epi ou p gen aksè imedy a enfòmasyon sou elèv ou.

Si SSN pitit ou pa sou dosye ak distri a, Opsyon 2 dwe itilize pou mande aksè a enfòmasyon pitit ou a.



OPSYON 2: ANREJISTREMAN SOU ENTÈNÈT LAKAY AK DEKLANCHMAN LEKOL

Si ou ka bay adrès imel ou bay distri a, idantifikasyon pitit ou, dat nesans ou, **AK Nimewo Sekirite Sosyal pitit ou (SSN)** pa sou dosye distri a (epi ou pa vle mete dènye 4-chif nan SSN yo), w ap kapab **enskri** ak aktive kont *Focus Parent Portal* la pa klike kreye kont mwen oswa CREATE MY ACCOUNT anba ekran enskripsyon an. Sepandan, ou pa kapab gen aksè a enfòmasyon elèv ou jiskaske lekòl pitit ou verifie ki ka rive nan 1-2 jou apre ke yo te resevwa demann ou. Yon fwa verifie, w ap gen aksè nan enfòmasyon konfidansyèl pitit ou a atravè *Focus Parent Portal*.

3. Yon fwa ou gen enfòmasyon ke ou bezwen pou swa **Opsyon 1** oswa **Opsyon 2**, klike sou "**CREATE ACCOUNT**" nan pati anba ekran enskripsyon an.

4. Antre tout sa ki obligatwa sou ekran an epi "**SOUMET**"

NOT: Postal imel ke ou itilize pou kreye Kont Focus Parent Portal sa ta dwe menm ak sa ki nan dosye lekòl pitit ou a. Si ou pa gen yon kont imel, ou kapab kreye yon gratis nan www.gmail.com. Pa blie mete ajou nouvo / adrès imel ou epi bay lekòl pitit ou infomasyon sa pou yo ka mete ajou enfòmasyon kontak ijans nan dosye-li nan sistèm ofisyèl distri a.

FOCUS

Please enter your name exactly as it appears on your driver's license as well as a valid email address:

First Name: (Required)

Middle Name: (Optional)

Last Name: (Required)

Email Address: (Required)

**** Remak: Anplwaye Distri Lekòl konte Lee pa sipoze itilize adrès imel distri lekòl la lè y ap kreye yon kont paran. ****

5. Antre 8-chif **ID Elèv** la epi ajoute dat **DE NESANS** timoun pou ou ap mande aksè.

Please enter your child's information:

Last 4 Digits of Social Security Number: (If your child does not have a SSN on file, or you do not want to provide it now, you will not have immediate access to your student's information. Instead, please allow 1-2 business days for your child's school to verify your request and provide you access.)

Student ID: (Required)

Student's Birthday: (Required)

- Si Nimewo Sekirite Sosyal pitit (SSN) sou dosye distri a, ou kapab mete dènne 4-chif nan SSN ou nan plas yo bay la. Le ou bay enfòmasyon sa pandan pwosesis anrejistreman an sa pral pèmèt sistèm la otomatikman verifye kont Portal Focus Paran a epi w ap gen aksè imedy a enfòmasyon sou elèv ou. **(OPSYON 1)**

Si SSN pitit ou a se PA nan dosye distri a, oswa ou pa konnen li oswa ou pa vle bay li, tou senpleman kite plas SSN la vid. Kont ou pral kreye, men ou pa pral gen aksè a enfòmasyon elèv ou jouk lekòl la verifye demann ou ki resevwa nan 1-2 jou. Yon fwa verifye, w ap gen aksè a enfòmasyon konfidansyèl pitit ou a atravè Pòtal Focal Paran yo. **(OPSYON 2)**

Yon fwa tout enfòmasyon a antre, klike sou **"Add Student"** nan pati anba nan ekran an.

Please enter your child's information:

Last 4 Digits of Social Security Number:

Student ID: (Required)

Student's Birthday: January 1 2016 (Required)

(If your child does not have a SSN on file, or you do not want to provide it now, you will not have immediate access to your student's information. Instead, please allow 1-2 business days for your child's school to verify your request and provide you access.)

- Si w ap resevwa mesaj erè anba apre lè ou klike **"Add Student"**, ou te swa fè yon erè pandan ke w ap antre enfòmasyon pitit ou OSWA ou te antre dènne 4-chif nan SSN pitit ou; sepandan, pitit ou pa gen yon nimewo sekirite sosyal SSN nan dosye distrik-la. Nan ka sa, tou senpleman kite plas SSN vid epi eseye **"Add Student"** ankò.

Please enter your child's information:

The student you requested could not be found.

Last 4 Digits of Social Security Number:

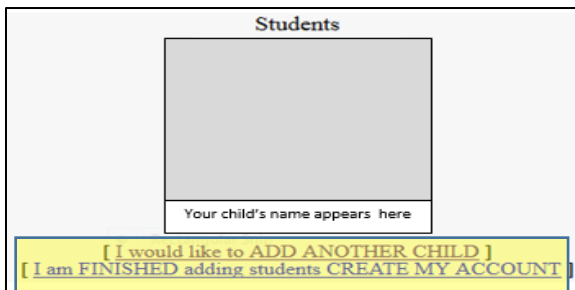
Student ID: (Required)

Student's Birthday: (Required)

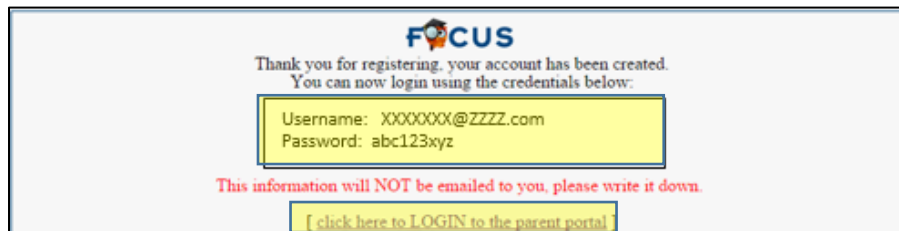
(If your child does not have a SSN on file, or you do not want to provide it now, you will not have immediate access to your student's information. Instead, please allow 1-2 business days for your child's school to verify your request and provide you access.)



8. Kèlkeswa kantite elèv ki enskri nan distri a, ou sèlman bezwen kreye yon sèl *Paran Focus Portal*. Si w gen plise timoun nan distri a, ou ka ajoute lòt elèv nan kont ou pa klike sou lyen "**ADD ANOTHER CHILD**". Si sa nesèsè, ou ka ajoute timoun anplis nan kont ou nan yon lot moman lè ou sèvi avèk "**Add a child to existing Focus Parent Portal account**" sou ekran an Focus login prensipal la.



9. Lè tout timoun yo te ajoute, klike sou "**I am FINISHED adding students CREATE MY ACCOUNT**".
10. Ekri non ki username ou ak password owsa modpas, lè fini klike sou lyen "**Log in**" ki anba non username ou ak password owsa modpas ou.



**** OU FÈT POU EKRI non username ou ak nom password ou!! ****

Nan lavni, vizite paj ki rele Focus Portal nan

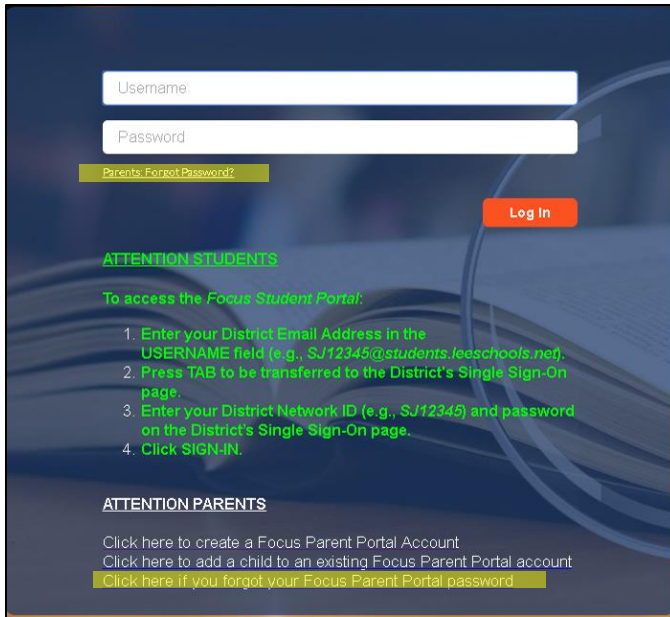
<http://focus.leeschools.net>

siyen-ale nan kont gadyen/ paran ou epi wè enfòmasyon sou elèv ou.



Retabli Modpas ou

1. Username ou "se tout adrès imel la nèt ke ou te bay. Si ou pa t 'ekri password ou lè w ou te fèk siyen oswa ou bliye modpas ou klike sou **"Click here if you forgot your Focus Parent Portal password"** OSWA **"Parents: Forget Password?"**



Username

Password

[Parents: Forget Password?](#)

[Log In](#)

ATTENTION STUDENTS


To access the Focus Student Portal:


1. Enter your District Email Address in the USERNAME field (e.g., SJ12345@students.leeschools.net).
2. Press TAB to be transferred to the District's Single Sign-On page.
3. Enter your District Network ID (e.g., SJ12345) and password on the District's Single Sign-On page.
4. Click SIGN-IN.

ATTENTION PARENTS

[Click here to create a Focus Parent Portal Account](#)
[Click here to add a child to an existing Focus Parent Portal account](#)
[Click here if you forgot your Focus Parent Portal password](#)

2. Tcheke **adrès imel la nan dosye.**





Email Address: (Required)

[Submit](#)

3. Klike sou **SUBMIT**





An email has been sent to the email address you provided ([REDACTED]) with instructions on how to reset your password.

Yon imel ak mesaj sa de *Focus/SIS Student Information Systems* pral voye nan adrès imel ou te bay lè ou te anrejistre pou yon kont.

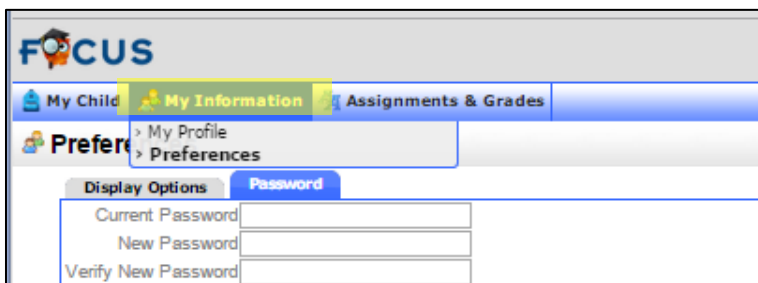
"If you have forgotten your Lee County Schools Parent Portal Password and requested a new one be generated for you please click the link below:"



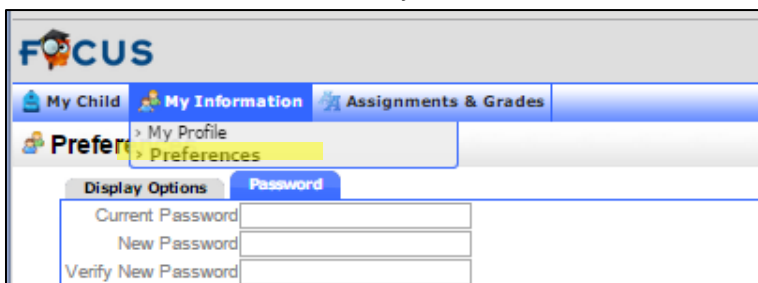
4. Lyen a ap mennen ou nan yon ekran ki pral pèmèt ou chanje password ou.
Asire w ou make nouvo password sa
5. Klike **Login to the parent portal** nan fon ekran sa epi antre non username ou ak nouvo password ou pouk a gen aksè nan kont Focus Parent Portal.
6. Yon fwa ou ouvri sesyon an, swiv etap sa yo pou "**RESETTING YOUR PASSWORD**" pou chanje password ou.

Chanje Paran Focus Portal ou

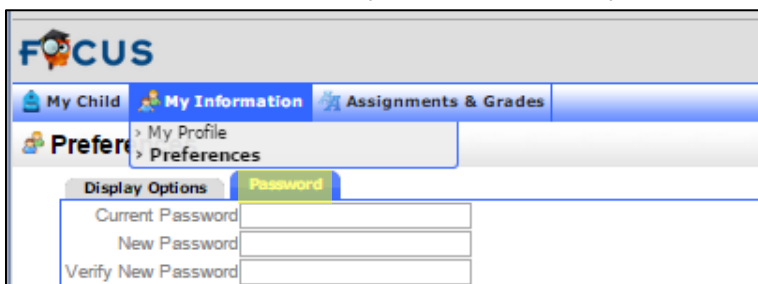
1. Klike sou "**My Information**" pandan ke ou ap louvri sesyon ki rele Focus.



2. Klike sou "**Preferences**" anba "My Information"



3. Klike "**Password**" sou tab la ki parèt sou ekran an epi mete infomasyon ke yo mande



4. Klike sou **SAVE** sou bò dwat anwo ekran an pou konsève chanjman ke out e fe nan password ou.